

2013

2014-014



2014 03

)

(

2013	1
	2
	6
	8
	11
	40
	51
	56
	65
	68
	190

		2013			
		2013	1-12	2012	1-12
/			1	/	1 /
MBR	MBR			Membrane Bio-Reactor	60
/		0.4			0.001 0.1 0.1
PVDF	/		PVDF		/
	DF			MBR	
				MBR	MBR
					MBR
		"	"		2015 GDP
		17%	GDP	16%	

		3.1	8.3%	11.4%	8%	10%

			300070
			BEIJING ORIGINWATER TECHNOLOGY CO.,LTD.
			BOW
			23-2
			102206
			23-2
			102206
			www.originwater.com
			IR@originwater.com
		1	15

	23-2	23-2
	010-88465890	010-88465890
	010-88434847	010-88434847
	IR@originwater.com	IR@originwater.com

	http://www.cninfo.com.cn/

	2001 07 17	44 B520	1101081297282(1-1)	110108802115985	80211598-5
	2007 06 13	2 2 2006	110108002972822	110108802115985	80211598-5
	2011 05 26	23-2	110108002972822	110108802115985	80211598-5
	2012 07 10	23-2	110108002972822	110108802115985	80211598-5
	2013 10 25	23-2	110108002972822	110108802115985	80211598-5

	2013	2012	(%)	2011
	3,133,272,799.66	1,771,545,779.75	76.87%	1,026,008,242.50
	1,967,711,094.79	1,012,610,650.81	94.32%	539,405,666.99
	1,047,956,135.08	692,153,873.54	51.41%	409,105,644.65
	1,067,920,928.21	698,174,453.58	52.96%	413,948,978.17
	839,910,205.39	562,462,757.32	49.33%	344,505,061.05
	799,205,462.88	557,525,507.29	43.35%	340,723,325.59
	674,076,773.18	348,943,129.29	93.18%	360,027,078.42
/	0.76	0.63	20.63%	1.11
/	0.95	0.64	48.44%	0.39
/	0.94	0.64	46.88%	0.39
%	19.35%	15.95%	3.40%	11.18%
%	18.41%	15.81%	2.60%	11.06%
	2013	2012	(%)	2011
	891,448,317.00	552,859,034.00	61.24%	323,400,000.00
	8,132,727,229.92	5,260,463,222.49	54.60%	4,411,799,488.74
	3,009,780,998.09	1,212,708,832.78	148.19%	1,022,523,010.96
	4,841,444,118.04	3,881,451,871.69	24.73%	3,263,856,813.06

	2013	2012	2011
	82,147.72		-2,398.15
	20,731,578.07	6,028,580.04	

GE

3

4

5

6

1

” “ “ ”

2013	3,133,272,799.66	76.87%
1,067,920,928.21	52.96%	839,910,205.39
49.33%		

2014

2

2013

MBR

2013

“ ”

/ DF

MBR

CMF

DF

/

waterpad

" 863"

PVDF

400

200

DF

100

2014

2

1

1)

2)

3)

5)

	2013	2012	%	
	36,506,335.54	27,119,863.83	34.61%	
	152,102,313.98	135,910,051.08	11.91%	
	51,183,250.45	-39,348,216.11	230.08%	
	128,040,924.47	102,408,842.96	25.03%	2012 18

6)

8, 278 98

13. 78%

	2013	2012	2011
	82,789,810.23	62,581,551.47	38,281,271.96
%	2.64%	3.53%	3.73%
	11,408,480.50	6,944,884.04	143,926.00
%	13.78%	11.1%	1.08%
%	1.36%	1.23%	0.04%

--	--	--	--	--

1		1 RO 2 RO 3 DF	1 100 / 2 RO 3 DF	1 RO 2 RO 3 DF DF MBR III
2		4 5 6 7	4. 5. 6. 7.	1 PVC/PAN/PS/PES/PE/PVDF 5 2 PS PES PAN 3 4 106
3		8 PVDF 9 MBR 10 MBR 11	8. PVDF 9. MBR 10. MBR 11.	1 PVDF 2 MBR 10~30% 3 MBR 10~30% 5~20% 4 MBR

1	MBR	
2	2013	
3	' 863'	

4	ARC " CFD "	" "	" "	" "	" "
5					
6					
7				MBR	
8				—	

9 ZL201210174719.8

2012 5 30 20

10 ZL201210230088.7

2012 7 4 20

15	ZL201220231974.7			2012	5	22	10
16	2012 2024 4948.8			2012	5	29	10
17	ZL201220252548.1			2012	5	30	10
18	ZL201220252421.X			2012	5	30	10
19	ZL201220255210.1			2012	5	31	10
20	ZL201220254125.3	MBR		2012	5	31	10
21	ZL201220255373.X			2012	5	31	10
22	ZL201220288558.0			2012	6	15	10
23	ZL201220316896.0			2012	6	29	10
24	ZL201220316823.1			2012	6	29	10
25	ZL201220320708.1			2012	7	3	10
26	ZL201220345427.1			2012	7	16	10
27	ZL201220391995.5	DMAC		2012	8	8	10
28	ZL201220405883.0			2012	8	15	10
29	ZL201220408231.2	MBR		2012	8	16	10
30	ZL201220432509.X			2012	8	28	10
31	ZL201220433211.0			2012	8	28	10
32	ZL201220503213.2			2012	9	27	10
33	ZL201220534575.8	MBR		2012	10	18	10
34	ZL201220598689.9			2012	11	13	10
35	ZL201220602748.5			2012	11	15	10
36	ZL201220604112.4	MBR		2012	11	15	10

37	ZL.201220604093.5			2012	11	15	10
38	ZL.201220609569.4			2012	11	16	10
39	ZL.201220622359.9			2012	11	21	10
40	ZL.201220659649.0	MBR		2012	12	5	10
41	ZL.201220713285.X			2012	12	20	10
42	ZL.201220712570.X			2012	12	20	10
43	ZL.201220713059.1			2012	12	20	10
44	ZL.201220712563.X			2012	12	20	10
45	ZL.201320016106.1			2013	1	11	10
46	ZL.201320017025.3			2013	1	11	10
47	ZL.201320017146.8			2013	1	11	10
48	ZL.201320059371.8			2013	2	1	10
49	ZL.201320059736.7			2013	2	1	10
50	ZL.201320059375.6			2013	2	1	10
51	ZL.201320059363.3			2013	2	1	10
52	ZL.201320071409.3			2013	2	7	10
53	ZL.201320071304.8			2013	2	7	10
54	ZL.201320071315.6			2013	2	7	10
55	ZL.201320075429.8			2013	2	18	10
56	ZL.201320161411.X			2013	4	2	10
57	201320170500.0			2013	4	8	10
58	201320171852.8			2013	4	9	10

59	201320265211. 9			2013	5	16	10
60	201320265262 1			2013	5	16	10
61	201320265280 X			2013	5	16	10
62	201320377646 2			2013	6	28	10
63	201320376718 1			2013	6	28	10

7)

	2013	2012	%
	2,539,497,677.64	1,638,047,961.31	55.03%
	1,865,420,904.46	1,289,104,832.02	44.71%
	674,076,773.18	348,943,129.29	93.18%
	800,568,417.74	228,980,963.75	249.62%
	2,374,410,392.50	898,971,440.83	164.13%
	-1,573,841,974.76	-669,990,477.08	-134.91%
	2,210,737,218.46	627,889,801.31	252.09%
	1,040,782,518.19	732,192,206.89	42.15%
	1,169,954,700.27	-104,302,405.58	1,221.69%
	270,189,498.69	-425,349,753.37	163.52%

30%

1

2

BT

3

BT

4

5

8)

	1,316,761,982.91
%	42.02%

30%

	1,285,994,351.57
%	12.42%

30%

9)

2013
1, 067, 920, 928. 21
49. 33%

3, 133, 272, 799. 66
52. 96%

76. 87%
839, 910, 205. 39

20%

2

1)

	3,130,572,799.66	1,162,861,704.87
	1,956,968,232.89	885,779,548.80
	81,559,570.64	48,012,160.10
	1,092,044,996.13	229,069,995.96
	1,745,793,630.06	557,327,619.51
	1,384,779,169.60	605,534,085.36

2) 10%

	(%)	%	%	%
--	-----	---	---	---

	278,716,162.59	3.43%	215,260,455.97	4.09%	-0.66%	
	76,316,241.09	0.94%	89,405,328.59	1.7%	-0.76%	
	88,204,214.33	1.08%	66,977,408.58	1.27%	-0.19%	
	281,158,149.33	3.46%	118,522,301.93	2.25%	1.21%	BOT
	84,607,456.70	1.04%	38,952,894.37	0.74%	0.3%	
	1,000,000.00	0.01%			0.01%	
	36,282,444.69	0.45%	24,371,522.52	0.46%	-0.01%	
	16,217,831.58	0.2%	7,246,872.46	0.14%	0.06%	

2)

	2013		2012		%	
		%		%		
	750,000,000.00	9.22%			9.22%	
	352,500,000.00	4.33%			4.33%	
	4,238,690.00	0.05%	8,480,000.00	0.16%	-0.11%	
	947,848,346.47	11.65%	388,784,588.73	7.39%	4.26%	
	68,526,533.30	0.84%	28,775,534.50	0.55%	0.29%	
	1,877,061.30	0.02%	1,315,324.65	0.03%	-0.01%	
	262,396,384.30	3.23%	162,032,311.99	3.08%	0.15%	
	1,654,693.14	0.02%			0.02%	

3)

4

5

1)

					%	
542,599,997.47		199,468,122.26			172.02%	
					%	
					99%	
					-883,513.00	
					40%	
					2,213,846.00	
					20.82%	
					4,987,098.00	
					5.04%	
					0.00	
					45%	
					0.00	

2)



244,427.80

3)

2012	3	8					
				15,000			
2012	4	26					
				37,000			
2012	8	22					
15,000						6	
2012	8	29					
					18,000		
2012	11	16					"
	"			4,900			
			4,900				
2013	2	27					
18,000						6	
2013	3	5					
					18,000		
	6						
2013	4	26					
				31,139.60			18,000
						18,000	
2013	6	24					"
"				5,760			
	1,152		4,608				
		1,152					
2013	6	24					
					10,000		
						20.82%	
2013	7	29					
					1,406.16		
	6						
2013	10	28					"
	"				14,700		
			5,880			8,820	
				5,880			
2013	10	28					"
"						9,000	
			8,820			180	

	"
	25
	"
	25
	14,416.43 1-1201
	2010
	16,000
	15,000
	18,000
	18,000

4)

5)

	9,900	2,970	2970	30%	-89.24

	4,000	2,000	2,000	50%	553.46
	21,260.00	21,260.00	21,260.00	100%	0
	35,160	26,230	26,230	--	464.22

6)

					%		%				
	600168		5.95	0	0%	35,731,092	5.04%	212,599,997.40			
			5.95	0	--	35,731,092	--	212,599,997.40	0.00	--	--

2013 10 24

212, 599, 997. 40

35, 731, 092

5. 04%

7)

8)

9)

6

							()	()	
				5,000	183,012,328.33	100,629,898.01	100,460,511.67	9,058,111.72	8,668,123.74
				2,000	485,727,604.66	351,080,441.85	182,486,004.52	41,146,205.05	40,112,168.01

				793.64	124,891,910.02	96,615,806.79	82,607,665.98	30,718,107.80	27,452,909.71
				6,000	105,366,072.85	103,848,465.69	15,850,500.00	9,306,529.66	8,361,315.25
				1,020	63,480,021.23	30,621,213.55	59,237,042.54	4,761,464.61	4,030,559.41
				12,050	1,057,849,640.22	339,573,367.29	1,869,988,917.80	207,328,770.43	159,456,103.96
				8,000	17,185,069.59	15,376,124.78	4,663,954.71	17,026.36	7,977.97
				500	1,328,730.92	726,124.32	1,082,222.23	-2,177,937.64	-2,181,512.48
				2000	8,070,769.23	5,777,396.99	6,097,991.45	223,428.36	217,974.67
				2,000	210,680,544.96	19,729,182.45	0.00	-270,987.54	-270,817.55
				8,000	68,505,860.01	40,004,395.01	0.00	5,860.01	4,395.01
				910	11,485,889.40	8,985,889.40	0.00	-114,110.60	-114,110.60
				2,500	66,717,865.65	25,308,058.54	9,550,921.97	415,186.23	308,058.54
				10,000	29,109,566.03	29,107,562.97	0.00	-892,437.03	-892,437.03
				6,000	24,476,379.58	19,911,189.49	1,594,833.49	-1,858,328.16	-1,858,328.16

78,788	3,553,580,8	2,383,692,8	572,130,98	178,601,3	249,802,135.
	31.64	62.22	5.82	76.97	23

				20,000	100,000,00 0.00	100,000,00 0.00	0.00	0.00	0.00

7

1

“ ”

2

“ ” “ ”

10, 583 13, 922

4, 355 4, 590

35 106

2013 36

2

2014

3

2006

MBR

MBR PVDF

1

MBR

“ ”

“ ”

MBR

2

1

2

3

6

7
2014

"

"

[2012]101

2011



10		0
10		0.71
10		2
		891,448,317
		63,292,830.51
		626,096,681.31
		100%
2013		
839,910,205.39		695,662,979.23
2013	10%	69,566,297.92
0	2013 12 31	1,312,126,195.15
		1,917,950,122.33
		2013 12
31	891,448,317	10 0.71
	63,292,830.51	10 2
178,289,663		
		"
		"

--

3					
1	2011		323,400,000	10	1
			10	7	22,638
		54,978			
2	2012		2012 12 31		552,859,034
		10	0.60		33,171,542.04
		10	6		331,715,420
3	2013		2013 12 31		891,448,317
		10	0.71		63,292,830.51
		10	2		178,289,663

			%
2013	63,292,830.51	839,910,205.39	7.54%
2012	33,171,542.04	562,462,757.32	5.90%
2011	32,340,000.00	344,505,061.05	9.39%

2011 41

2010

2


3

2013 04 17					
2013 05 13					

2013 09 02				SMC Nucletron Capital	
2013 10 16					

1

2



29 2013 7,243.6
 5 8 1 6.72 26.32 0%

4.9%

		2013											
		11 4	503.28	-34.58	9.44	0%						-	-
	10%												

1 2013 5 8

29

29

4. 9%

7243. 61

2 2013 11 4

10%

503. 28

3

4

1

2011 4 15

2011

1

1

30% 30% 40%

2011 4 25

2011 4 25

2011 5 10

106

355

“ JLC1”

“036005”

2

91.95

2011 5 10

2010

10

12

10

3

2011

41.66

105

2012 5 4

2011

10

7

10

1

2011

24.45

101

2013 5 7

2012

10

5.987064

10

0.598706

15.26

94

3

2012

2013 4 25

94

2013 4 25

2014 4 24

30%

94

6,873,911

6,873,911

15

383,206

383,206

4

94

1,281.698

6,558.77

		2011	2012	2013	2014
1281.698	6558.77	2869.46	2350.23	1120.46	218.63

	2011 04 26	http://www.cninfo.com.cn/
	2011 05 11	http://www.cninfo.com.cn/
	2011 07 27	http://www.cninfo.com.cn/
	2012 05 15	http://www.cninfo.com.cn/
	2012 05 17	http://www.cninfo.com.cn/
	2012 10 10	http://www.cninfo.com.cn/
	2012 10 10	http://www.cninfo.com.cn/
	2012 10 30	http://www.cninfo.com.cn/
	2013 01 18	http://www.cninfo.com.cn/
	2013 04 19	http://www.cninfo.com.cn/
	2013 07 30	http://www.cninfo.com.cn/
	2013 08 16	http://www.cninfo.com.cn/
	2013 08 27	http://www.cninfo.com.cn/

1

							(%)				
					250.22	250.22	0.13%		250.22	2013 03 22	http://www.cninfo.com.cn/

											com.cn
					0.44	0.44	0.01%		0.44	2013 03 22	http://www.cninfo.com.cn
					58.81	58.81	0.03%		58.81	2013 03 22	http://www.cninfo.com.cn
					1088.51	1,088.51	0.55%		1088.51	2013 03 22	http://www.cninfo.com.cn
					6.53	6.53	0.08%		6.53	2013 03 22	http://www.cninfo.com.cn
					3100.11	3,100.11	1.58%		3100.11	2013 03 22	http://www.cninfo.com.cn
					1393.59	1,393.59	0.71%		1393.59	2013 03 22	http://www.cninfo.com.cn
					1810.84	1,810.84	0.92%		1810.84	2013 03 22	http://www.cninfo.com.cn
					0.90	0.9	0.01%		0.90	2013 03 22	http://www.cninfo.com.cn
					7233.84	7,233.84	3.66%		7233.84	2013 03 22	http://www.cninfo.com.cn
					197.86	197.86	0.1%		197.86	2013 03 22	http://www.cninfo.com.cn

											com.cn
					1571.19	1,571.19	0.8%		1571.19	2013 03 22	http://www.cninfo.com.cn
					389.23	389.23	0.2%		389.23	2013 03 22	http://www.cninfo.com.cn
				--	--	17,102.07	--	--	--	--	--

		(%)		(%)	
	250.22	0.13%			
	0.44	0.01%	7,233.84	3.66%	
	58.81	0.03%			
	1,088.51	0.55%			
	6.53	0.08%			
	3,100.11	1.58%			
	1,393.59	0.71%			
	1,810.84	0.92%	389.23	0.2%	
	0.9	0.01%	197.86	0.1%	

			1,571.19	0.8%
	7,709.95	4.02%	9,392.12	4.76%

0.00

2

3

4

5

1

1

10%

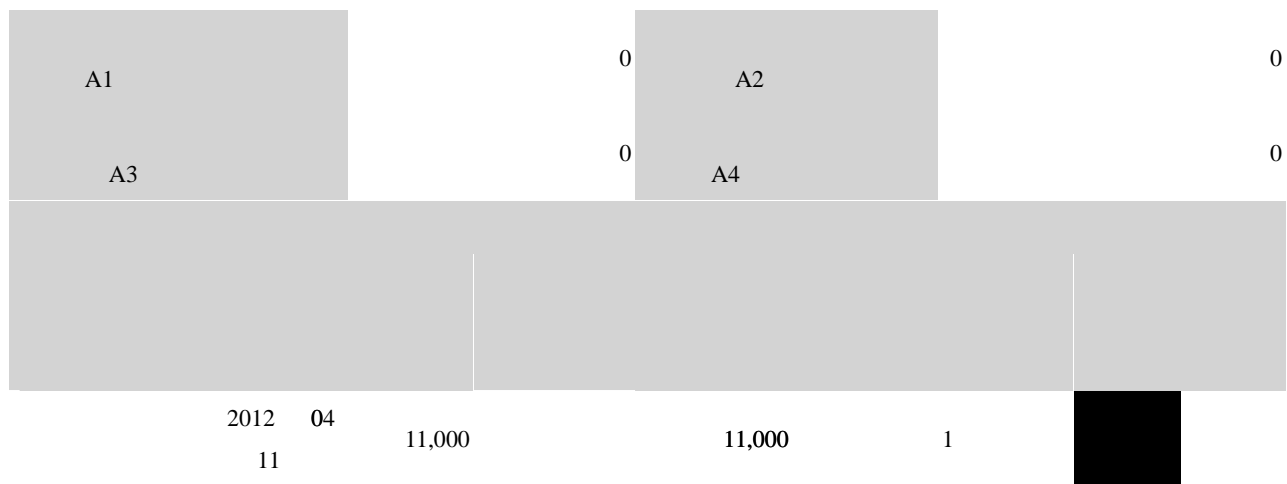
2

10%

3

10%

2



50% E	0
C+D+E	0

3

1

2

3

4

1 5%

		2009 7 13	1		
			“		
				2010 04 21	
			”		
		25%			
			5%		

		5%			
		“			
		”			

2

	70
	8

5%

“ ”

2

	139,876,000	34,969,000	62,808,492	167,715,492		2013-04-21
	104,907,000	26,226,750	47,106,369	125,786,619		2013-04-21
	244,783,000	61,195,750	109,914,861	293,502,111	--	--

1

2

1 2013 4 17 2012 2012 ,

2013 5 14 2012 ...

554,053,494 10 0.598706

10 5 ,

			15,913		5			30,646
5%								
		%						
		25.09%	223,620,656	83744656	167,715,492	55,905,164		
		16.84%	150,123,254	45216254	125,786,619	24,336,635		
		5.11%	45,524,691	16052591	35,337,926	10,186,765		
		4.75%	42,311,116	12839016	35,337,926	6,973,190		
		3.96%	35,286,808	13214708	0	35,286,808		
		1.73%	15,436,092	1454116	0	15,436,092		
		1.32%	11,800,000	1919441	0	11,800,000		
		1.09%	9,680,000	2409921	0	9,680,000		
		1%	8,956,744	1728744	8,666,588	290,156		
		0.87%	7,800,000	2700000	0	7,800,000		
10								
					55,905,164			55,905,164
					35,286,808			35,286,808
					24,336,635			24,336,635
					15,436,092			15,436,092
					11,800,000			11,800,000

		10,186,765	10,186,765
		9,680,000	9,680,000
		7,800,000	7,800,000
		7,467,391	7,467,391
		7,258,168	7,258,168
10 10 10	1		2
4			

2

5	2007	6
10		

3

5	2007	6
10		



4 10%

5 10

	167,715,492		27,839,492	
	125,786,619		20,879,619	
	35,337,926		11,733,851	
	35,337,926		11,733,851	
	8,666,588		2,495,588	

1

			51		139,876,000	83,744,656	0	223,620,656	0	0	0	0	
			48		104,907,000	59,216,254	14,000,000	150,123,254	0	0	0	0	
			50		0			0	0	0	0	0	
			47		29,472,100	17,048,736	996,145	45,524,691	0	0	0	0	
			49		0	0	0	0	0	0	0	0	
			63		0	0	0	0	0	0	0	0	
			75		0	0	0	0	0	0	0	0	
			66		0	0	0	0	0	0	0	0	
			34		0	1,000	0	1,000	0	0	0	0	
			49		0	0	0	0	0	0	0	0	
			49		29,472,100	15,849,016	3,010,000	42,311,116	0	0	0	0	
			60		7,228,000	3,728,744	2,000,000	8,956,744	0	0	0	0	

			31		0	0	0	0	0	0	0	0	
			34		0	0	0	0	0	0	0	0	
			38		0	0	0	0	0	0	0	0	
			59		0	0	0	0	0	0	0	0	
	--	--	--	--	310,955 ,200	179,588 ,406	20,006, 145	470,537 ,461	0	0	0	0	--

2

5

1

1962

1987 8 1989 10

1989 11 1994 5

1994 6 1998 3

1998 9 2001 7

2001 7

2006 6

2007 6

2012 10

2008

20

“530”

1965

1987 7 1990 2

1990 3 1992 4

1992 4 1999 5

1999 6 2006 5

2006 6

2007 6

1964

2010

2012

1998 2010

1993 1998

1986 1989

“ . ”

“ . ”

“ . ”

“ . ”

“ . ”

1966

600168 SH

02168-HK

• ,

1991 12 1992 12 1992 12 1997 4
 1997 5 2000 6 2000 7 2001
 10 2001 10 2003 3
 2003 4 2005 8
 2005 9 2007 6
 2007 6

1964

/

“ ”

“863”

2009AA063804
2009ZX07314-008

D07050601500000

A2/O

2006BAC19B01

“ ”

- 2004AA601010

“863”

“ ”

1950

1972 1975

1976 1980

1981 1987

1987 1990

1991 1994

1995 1999

1999 2010

1938

1963

“ ” “ ” “ ”

GB18918-2002

GB18446-2005

GB8978 -88

GB8978-1996

1

1

1

20

2007 9

1947

1974

2007 9

,1965 ,

1988 1994

1994 2000

,

2000 2002

2002 2009

2010

,

MBA

2013 10

2

1964

1993 4

1998 6

1998 7 2001 6

2001 7 2007 6

2007 6 2007 8

2007 9

2007 9

1953

1985 1987

1991 1995

1995 2001

2001 2007 5

2006 11 2007 5

2007 6 2007 8

2007 9

1982

2005 7 2007 4

2007 5 2011 2

2010 8

,2011 3

3

“1 ”

“1 ”

“1 ”

1979

2001

8 2005 8

2005 9 2006 4

2006 5 2008 9

2008 9

1974

1995 8 1998 7

1998 8 2000 12

2000

12 2002 9

2002 10 2005 1

2007

2009 12

1954 11



			48		38.4	0	38.4
			49		69	0	69
			47		43.19	0	43.19
			49		7.2	0	7.2
			63		7.2	0	7.2
			75		4.8	0	4.8
			66		4.8	0	4.8
			34		3.6	0	3.6
			49		1.2	0	1.2
			49		39.25	0	39.25
			60		0	0	0
			31		7.34	0	7.34
			34		35	0	35
			38		25	0	25
			59		30.6	0	30.6
	--	--	--	--	358.58	0	358.58

			2013 10 16	
			2013 10 17	

2013 12 31

1625

()

		%
	497	26.24%
	604	41.1%
	289	20.17%

	176	9.2%
	59	3.29%
	1625	100%

()

		%
	13	0.8%
	141	8.68%
	439	27.02%
	398	24.49%
	634	39.02%
	1625	100%

()

		%
30	796	48.98%
30~40	486	29.91%
40~50	248	15.26%
50	95	5.85%
	1625	100%

()

		%
	129	7.94%
	146	8.98%
	38	2.34%
	313	19.26%

()

()

()

9

3

()

(

“ ” ,

()

1

2012	2013 04 17	http://www.cninfo.com.cn/	2013 04 18

2

2013	2013 05 13	http://www.cninfo.com.cn/	2013 05 14
2013	2013 09 02	http://www.cninfo.com.cn/	2013 09 03
2013	2013 10 16	http://www.cninfo.com.cn/	2013 10 16

	2013 01 17	http://www.cninfo.com.cn/	2013 01 18
	2013 01 29	http://www.cninfo.com.cn/	2013 01 30
	2013 03 05	http://www.cninfo.com.cn/	2013 03 06
	2013 03 10	http://www.cninfo.com.cn/	2013 03 11
	2013 03 21	http://www.cninfo.com.cn/	2013 03 22
	2013 03 25	http://www.cninfo.com.cn/	2013 03 26
	2013 04 22	http://www.cninfo.com.cn/	2013 04 23
	2013 04 27	http://www.cninfo.com.cn/	2013 04 28
	2013 05 08	http://www.cninfo.com.cn/	2013 05 09
	2013 05 10	http://www.cninfo.com.cn/	2013 05 11
	2013 06 25	http://www.cninfo.com.cn/	2013 06 26
	2013 07 29	http://www.cninfo.com.cn/	2013 07 30
	2013 08 15	http://www.cninfo.com.cn/	2013 08 16
	2013 09 29	http://www.cninfo.com.cn/	2013 09 30
	2013 10 24	http://www.cninfo.com.cn/	2013 10 25
	2013 10 28	http://www.cninfo.com.cn/	2013 10 29
	2013 11 27	http://www.cninfo.com.cn/	2013 11 28

	[2014] 1-00594

“ ”

2013 12 31

2013

1

1

2

2

3

2013 12 31

2013

1

	2,171,805,170.09	1,904,167,591.40
	0.00	0.00
	12,856,231.04	10,790,000.00
	1,277,282,224.38	650,646,106.86
	88,204,214.33	66,977,408.58
	1,000,000.00	
	84,607,456.70	38,952,894.37
	192,885,146.41	128,399,804.49
	3,828,640,442.95	2,799,933,805.70
	2,098,437,720.35	986,127,487.91
	1,506,678,249.89	1,010,861,219.59
	0.00	0.00
	278,716,162.59	215,260,455.97

—

9

10

13

12

	558,140,136.99	557,168,663.01
	2,609,454,285.38	1,162,777,947.82
	352,500,000.00	
	4,207,396.82	
	43,619,315.89	49,930,884.96
	400,326,712.71	49,930,884.96
	3,009,780,998.09	1,212,708,832.78
	891,448,317.00	552,859,034.00
	1,935,734,022.04	2,121,069,749.00
	161,647,157.24	92,080,859.32
	1,852,614,621.76	1,115,442,229.37
	4,841,444,118.04	3,881,451,871.69
	281,502,113.79	166,302,518.02
	5,122,946,231.83	4,047,754,389.71
	8,132,727,229.92	5,260,463,222.49

2

	1,769,249,020.87	1,514,508,568.83

	726,622,314.15	462,896,251.77
	51,580,922.67	51,478,938.37
	1,000,000.00	
	124,777,463.68	21,837,424.48
	66,686,000.28	38,232,108.20
	2,739,915,721.65	2,088,953,291.65
	1,788,426,100.81	966,227,487.91
	1,823,922,797.12	1,326,525,270.37
	220,742,919.94	156,825,564.44
	34,448,057.50	55,308,639.91
	143,647,807.59	45,057,571.35
	10,999,500.00	7,769,500.00
	9,034,689.14	4,857,080.00
	4,031,221,872.10	2,562,571,113.98
	6,771,137,593.75	4,651,524,405.63
	630,000,000.00	

	720,941,877.22	413,324,328.78
	83,825,887.02	75,187,637.00
	1,182,898.55	720,938.97
	136,108,731.38	69,647,284.65
	1,292,638.35	
	69,686,633.06	3,047,867.54
	557,340,136.99	557,168,663.01
	2,200,378,802.57	1,119,096,719.95
	242,500,000.00	
	4,207,396.82	
	40,879,602.64	47,597,551.67
	287,586,999.46	47,597,551.67
	2,487,965,802.03	1,166,694,271.62
	891,448,317.00	552,859,034.00
	1,917,950,122.33	2,120,577,006.87
	161,647,157.24	92,080,859.32
	1,312,126,195.15	719,313,233.82
	4,283,171,791.72	3,484,830,134.01
	6,771,137,593.75	4,651,524,405.63

3

	3,133,272,799.66	1,771,545,779.75
	3,133,272,799.66	1,771,545,779.75
	2,340,415,068.77	1,189,329,498.11
	1,967,711,094.79	1,012,610,650.81
	82,016,139.39	31,191,788.13
	36,506,335.54	27,119,863.83
	152,102,313.98	135,910,051.08
	51,183,250.45	-39,348,216.11
	50,895,934.62	21,845,360.37
“ ”		
“ ”	255,098,404.19	109,937,591.90
“ ”		
“ ”	1,047,956,135.08	692,153,873.54
	20,850,437.89	6,028,580.04
	885,644.76	8,000.00

“ ”	1,067,920,928.21	698,174,453.58
	128,040,924.47	102,408,842.96
“ ”	939,880,003.74	595,765,610.62
	839,910,205.39	562,462,757.32
	99,969,798.35	33,302,853.30
	--	--
	0.95	0.64
	0.94	0.64
	939,880,003.74	595,765,610.62
	839,910,205.39	562,462,757.32
	99,969,798.35	33,302,853.30

4

	1,327,117,629.00	803,314,661.99
	622,632,901.52	457,505,416.83
	30,808,667.71	10,741,471.47
	14,248,016.64	17,972,659.59
	85,490,739.03	85,266,831.79
	43,145,892.54	-36,938,212.57
	27,850,727.62	16,301,433.29
“ ”		
“ ”	246,426,390.04	110,007,943.83

“ ”	749,367,073.98	362,473,005.42
	13,724,230.08	1,925,815.00
	500,000.00	8,000.00
“ ”	762,591,304.06	364,390,820.42
	66,928,324.83	48,294,808.63
“ ”	695,662,979.23	316,096,011.79
	--	--
	695,662,979.23	316,096,011.79

5

	2,501,998,051.18	1,572,616,641.54

	37,499,626.46	65,431,319.77
	2,539,497,677.64	1,638,047,961.31
	1,462,648,498.20	994,704,162.08
	105,560,448.15	73,711,422.79
	157,032,700.76	115,250,738.01
	140,179,257.35	105,438,509.14
	1,865,420,904.46	1,289,104,832.02
	674,076,773.18	348,943,129.29
	71,021,059.85	
	102,970,803.90	37,266,800.00
	263,092.61	14,163.75
	-42,724,252.32	
	669,037,713.70	191,700,000.00
	800,568,417.74	228,980,963.75
	196,512,484.43	95,651,323.37
	402,199,997.40	108,400,000.00
	1,775,697,910.67	694,920,117.46
	2,374,410,392.50	898,971,440.83
	-1,573,841,974.76	-669,990,477.08
	168,237,218.46	77,889,801.31

	45,300,000.00	17,385,000.00
	1,492,500,000.00	
	550,000,000.00	550,000,000.00
	2,210,737,218.46	627,889,801.31
	940,000,000.00	650,000,000.00
	95,797,907.39	79,948,971.76
	1,200,000.00	
	4,984,610.80	2,243,235.13
	1,040,782,518.19	732,192,206.89
	1,169,954,700.27	-104,302,405.58
	270,189,498.69	-425,349,753.37
	1,897,643,171.40	2,322,992,924.77
	2,167,832,670.09	1,897,643,171.40

6

	1,123,264,745.45	683,215,176.96
	96,695,823.33	58,227,080.85
	1,219,960,568.78	741,442,257.81
	414,658,800.57	318,359,891.22
	32,715,226.17	23,315,550.50
	53,260,452.55	68,273,099.84
	158,298,998.34	58,464,490.90


	658,933,477.63	468,413,032.46
	561,027,091.15	273,029,225.35
	71,021,059.85	
	105,770,803.90	37,266,800.00
	18,900.00	14,163.75
	5,035,170.00	
	558,119,953.70	191,700,000.00
	739,965,887.45	228,980,963.75
	137,219,588.66	74,984,202.78
	431,899,997.40	195,115,000.00
	1,383,743,994.87	675,020,117.46
	1,952,863,580.93	945,119,320.24
	-1,212,897,693.48	-716,138,356.49
	122,937,218.46	60,504,801.31
	1,722,500,000.00	
		550,000,000.00
	1,845,437,218.46	610,504,801.31
	850,000,000.00	650,000,000.00
	83,831,553.29	79,948,971.76
	4,354,610.80	2,243,235.13
	938,186,164.09	732,192,206.89
	907,251,054.37	-121,687,405.58
	255,380,452.04	-564,796,536.72
	1,512,588,568.83	2,077,385,105.55
	1,767,969,020.87	1,512,588,568.83

7

	552,859	2,121,06		92,080,	1,115,44	166,302,5	4,047,754,
	,034.00	9,749.00		859.32	2,229.37	18.02	389.71
	552,859	2,121,06		92,080,	1,115,44	166,302,5	4,047,754,
	,034.00	9,749.00		859.32	2,229.37	18.02	389.71
“ ”	338,589	-185,33		69,566,	737,172,	115,199,5	1,075,191,
	,283.00	5,726.96		297.92	392.39	95.77	842.12
					839,910,	99,969,79	939,880,00
					205.39	8.35	3.74
					839,910,	99,969,79	939,880,00
					205.39	8.35	3.74
	6,873,91	146,379,				16,429,79	169,683,35
	1.00	645.04				7.42	3.46
1	6,873,91	149,268,				3,236,400	159,378,70
	1.00	392.78				.00	3.78
2							

2										
3							-33,171, 515.08		-1,200,00 0.00	-34,371,51 5.08
4										
	331,715 ,372.00	-331,71 5,372.00								
1	331,715 ,372.00	-331,71 5,372.00								
2										
3										
4										
1										
2										
	891,448 ,317.00	1,935,73 4,022.04			161,647 ,157.24		1,852,61 4,621.76		281,502,1 13.79	5,122,946, 231.83

	323,400 ,000.00	2,263,05 6,481.69			60,471, 258.14		616,929, 073.23		125,419,6 64.72	3,389,276, 477.78
	323,400 ,000.00	2,263,05 6,481.69			60,471, 258.14		616,929, 073.23		125,419,6 64.72	3,389,276, 477.78
“ ”	229,459 ,034.00	-141,98 6,732.69			31,609, 601.18		498,513, 156.14		40,882,85 3.30	658,477,91 1.93
							562,462,		33,302,85	595,765,61



757.32	3.30	0.62
--------	------	------

562,462,	33,302,85	595,765,61
757.32	3.30	0.62

8

	552,859,03 4.00	2,120,577, 006.87			92,080,859 .32		719,313,23 3.82	3,484,830, 134.01
							-112,204.9 0	-112,204.9 0
	552,859,03 4.00	2,120,577, 006.87			92,080,859 .32		719,201,02 8.92	3,484,717, 929.11
“ ”	338,589,28 3.00	-202,626,8 84.54			69,566,297 .92		592,925,16 6.23	798,453,86 2.61
							695,662,97 9.23	695,662,97 9.23
							695,662,97 9.23	695,662,97 9.23
	6,873,911. 00	129,088,48 7.46						135,962,39 8.46
1	6,873,911. 00	149,268,39 2.78						156,142,30 3.78
2		-20,179,90 5.32						-20,179,90 5.32
3								
					69,566,297 .92		-102,737,8 13.00	-33,171,51 5.08
1					69,566,297 .92		-69,566,29 7.92	
2								
3							-33,171,51 5.08	-33,171,51 5.08
4								

	331,715,37 2.00	-331,715,3 72.00						
1	331,715,37 2.00	-331,715,3 72.00						
2								
3								
4								
1								
2								
	891,448,31 7.00	1,917,950, 122.33			161,647,15 7.24		1,312,126, 195.15	4,283,171, 791.72

	323,400,00 0.00	2,263,018, 739.56			60,471,258 .14		467,166,82 3.21	3,114,056, 820.91
	323,400,00 0.00	2,263,018, 739.56			60,471,258 .14		467,166,82 3.21	3,114,056, 820.91
“ ”	229,459,03 4.00	-142,441,7 32.69			31,609,601 .18		252,146,41 0.61	370,773,31 3.10
							316,096,01 1.79	316,096,01 1.79
							316,096,01 1.79	316,096,01 1.79
	3,079,034. 00	83,938,267 .31						87,017,301 .31
1	3,079,034. 00	81,539,387 .89						84,618,421 .89
2		2,398,879.						2,398,879.

2006 6 26	70%		9%		3%
2006 9 18	40%	30%			30%
2007 4 28	44.12	88.24	588.24		2000
2007 6 3		2%	0.55%		
2007 4 30		110,172,326.45	11,000	1	1

	()	%
	3,740.00	34.00
	2,805.00	25.50
	841.50	7.65
	841.50	7.65
	841.50	7.65
	825.00	7.50
	825.00	7.50
	220.00	2.00
	60.50	0.55
	11,000	100.00

2008 8 27			
9	9		5.25%
2008 8 27			
2.25%		600	

	()	%
	3740	34.00
	2805	25.50
	841.5	7.65
	841.5	7.65
	841.5	7.65
	825	7.50
	286.6875	2.61
	247.5	2.25

	220	2.00
	99	0.90
	60.5	0.55
	59.8125	0.54
	41.25	0.38
	33	0.30
	18.5625	0.17
	16.5	0.15
	12.375	0.11
	10.3125	0.09
	11000	100.00

“ [2010]369 ” 2010 4 8 A
 3,700.00 69.00 2,553,000,000.00
 101,600,000.00 2,451,400,000.00 2010 4 13

2010 1-0016
 2010 4 21 300070
 2011 03 22 2010 10
 3.00 10 12 147,000,000
 323,400,000 2011 5 18
 2011 1-0049
 2012 04 19 2011 10
 1.00 10 7 323,400,000
 549,780,000 2012 5 10
 2012 1-0070
 2012

384.5094 96 3,845,094.00 2013
 7
 42.84 428,400 2013 4 17
 2012 10 5.987064
 331,715,372.00 1 331,715,372.00
 335,988,866.00 885,768,866.00 885,768,866.00
 2013 10 16 2013

1-00071
 2013 8 15
 2013 4 24
 2013 12 31 5,679,451.00 891,448,317.00

MBR

MBR

—

23-2

1

2006 2 15

-

38

2

2013 12 31

2013

3

1 1 12 31

4

5

1

2

6

1 " "

2 " "

" "

3 " "

[2009] 14

2 —

7

1

33

2

8

9

1

()

2

”

“

10

1

2

13 —

14 —

3

4

5

6

) (

7

- 1
- 2
- 3
- 4

11

1

	10%
	;

2

1		
2		
1		
2		

		(%)	(%)
1	1	5%	5%
1	2	10%	10%
2	3	30%	30%
3	4	50%	50%
4	5	80%	80%
5		100%	100%

12

1

2

3

13

1

2

3

20%

20%

50%

4

14

1

2

15

1

2

3

		%	
	15-30	5%	3.17-6.3
	10	5%	9.50
	5	5%	19.00
	5	5%	19.00
	5	5%	19.00

4

5

16

1

2

3

17

1

2

3

3

4

18

19

20

1

2



3

4

5

6

(1)

(3)

(2)

(4)

(5)

21

22

23

1

2

24

1

2

E A F B C D

3

4

25

26

1

MBR

1

1

2

2

1

2

3

4

3

BT

1

15 --

14 --

22 --

17 --

2

-

2

3

4

27

1

2

3

29

1

2

3

30

1

:

2

,

31

32

33

1

2

34

1

2

35

1

		6% 17%
		3% 5%
		7% 5%
		25% 15% 12.5%

2013-2015

5 2011 2010 5-0001 2010-2012
15% 2011-2013

6 2012 11 2012-2014
15%

7 2013 11 2013-2015
15%

3

1

1

								(%)	(%)				
				2000	/	2,000.0 0	2,000.0 0	100%	100%				

				5000		3,500.0 0	3,500.0 0	70%	70%		30,188, 969.40		

				793.64		300.00	300.00	37.8%	58.89%		60,095,031.82		
				6000		6,000.00	6,000.00	100%	100%				
				500		480.00	480.00	96%	96%		29,044.97		
				8000		1,152.00	1,152.00	72%	72%		4,305,840.82		

				2000		360.00	360.00	60%	60%		2,274,5 29,96		
				2000		2,000.0 0	2,000.0 0	100%	100%				
				910		910.00	910.00	100%	100%				
				2500		2,500.0 0	2,500.0 0	100%	100%				

				8000		3,202.4 0	3,202.4 0	80.06%	80.06%		876.36		
				3000		1,504.5 0	1,504.5 0	50.15%	50.15%		24,438, 245.71		
				10000		3,015.0 0	3,015.0 0	99%	99%		291,075 .63		

				300		180.00	180.00	60%	60%		36,428.83		
				210		117.00	117.00	55.71%	55.71%		-525.88		

				650		325.98	325.98	50.15%	50.15%		6,607,645.87		
				6500		3,259.75	3,259.75	50.15%	50.15%		-9,140.93		

				1,020.41		2,000.00	2,000.00	51%	51%		15,004,394.64		
				15,050		5,601.50	5,601.50	50.15%	50.15%		138,479,636.23		

3

4

	29,107,562.97	-892,437.03
	3,091,072.07	91,072.07
	2,096,414.45	-3,585.55
	19,755,056.92	13,255,056.92
	64,981,663.12	-18,336.88
	99,518,676.75	-481,323.25

	50,065,876.67	315,220.89

2013 11
 10% 503.517 55% 45%

5

6

7

8

9

10

1

:	--	--	838,291.77	--	--	404,905.64
	--	--	838,291.77	--	--	404,905.64
	--	--	2,166,586,813.64	--	--	1,897,238,265.76
	--	--	2,166,586,789.60	--	--	1,897,238,265.76
	3.94	6.0969	24.04			
	--	--	4,380,064.68	--	--	6,524,420.00
	--	--	4,380,064.68	--	--	6,524,420.00
	--	--	2,171,805,170.09	--	--	1,904,167,591.40

2013 12 31

3,972,500.00

2

1

2

3

3

1

	12,856,231.04	10,790,000.00
	12,856,231.04	10,790,000.00

2

3

4

		1,000,000.00		1,000,000.00		
	--	--	--	--	--	--
		0.00				

	--	--	--	--	--	--
		1,000,000.00		1,000,000.00	--	--

5

1

2

3

6

1

		(%)		(%)		(%)		(%)
	1,366,231,6 39.56	100%	88,949,415. 18	6.51%	691,344,2 68.61	100%	40,698,161.7 5	5.89%
	1,366,231,6 39.56	100%	88,949,415. 18	6.51%	691,344,2 68.61	100%	40,698,161.7 5	5.89%
	1,366,231,6 39.56	--	88,949,415. 18	--	691,344,2 68.61	--	40,698,161.7 5	--

		(%)			(%)	
1						
	--	--	--	--	--	--
1	1,125,534,921.20	82.39%	56,276,746.07	621,198,566.97	89.86%	29,592,272.26
1 2	207,714,086.11	15.2%	20,771,408.61	59,554,288.62	8.61%	5,955,428.87
2 3	28,114,329.73	2.06%	8,434,298.92	1,860,351.67	0.27%	558,105.50
3 4	1,428,623.64	0.1%	714,311.82	7,974,979.86	1.15%	3,987,489.93
4 5	3,435,145.58	0.25%	2,748,116.46	756,081.49	0.11%	604,865.19
5	4,533.30	0%	4,533.30			
	1,366,231,639.56	--	88,949,415.18	691,344,268.61	--	40,698,161.75

2

3

4

5 5

5

				(%)
1.		346,509,755.58	137,997,121.14 1-2 1	25.36%
2.		108,698,037.12	1	7.96%
3.		85,369,140.94	5,350,581.30 1-2 1	6.25%

4.		71,500,574.58	1	5.23%
5.		69,086,830.51	1	5.06%
	--	681,164,338.73	--	49.86%

6

			(%)
		806,428.00	0.06%
		7,565,200.00	0.55%
		24,014,935.00	1.76%
		4,000,000.00	0.29%
		6,522,000.00	0.48%
	--	42,908,563.00	3.14%

7

8

7

1

		(%)		(%)		(%)		(%)
	89,103,519.9 2	99.5%	4,940,043.22	5.54%	40,676,377.7 2	98.54%	2,327,883.35	5.72%
	89,103,519.9 2	99.5%	4,940,043.22	5.54%	40,676,377.7 2	98.54%	2,327,883.35	5.72%
	443,980.00	0.5%			604,400.00	1.46%		

	89,547,499.9 2	--	4,940,043.22	--	41,280,777.7 2	--	2,327,883.35	--
--	-------------------	----	--------------	----	-------------------	----	--------------	----

		(%)			(%)	
1						
1	82,711,309.45	92.82%	4,135,665.48	37,090,995.05	91.19%	1,911,544.76
1 2	5,808,612.96	6.52%	580,861.30	3,308,782.22	8.13%	330,878.22
2 3	355,258.10	0.4%	106,577.43	264,199.28	0.65%	79,259.78
3 4	219,108.41	0.25%	109,554.21	12,401.17	0.03%	6,200.59
4 5	9,231.00	0.01%	7,384.80			
	89,103,519.92	--	4,940,043.22	40,676,377.72	--	2,327,883.35

			%	
	443,980.00			
	443,980.00		--	--

2

3

4

5

5

5

			(%)
	12,000,000.00		13.4%
	6,270,000.00		7%
	6,100,000.00		6.81%
	24,370,000.00	--	27.21%

6

		(%)
1.	12,000,000.00 1	13.4%
2.	1	

8

9

10

8

1

		%		%
1	85,869,370.58	97.36%	57,619,068.99	86.03%
1 2	1,061,385.92	1.2%	8,528,297.17	12.73%
2 3	443,415.41	0.5%	632,525.12	0.94%
3	830,042.42	0.94%	197,517.30	0.3%
	88,204,214.33	--	66,977,408.58	--

2

		8,060,438.81	1	
		4,751,006.93	1	
UALS		4,000,000.00	1	
		3,588,000.00	1	
		2,900,000.00	1	
	--	23,299,445.74	--	--

3

5

5

4

9

1

	33,131,130.70		33,131,130.70	13,993,102.78		13,993,102.78
	6,873,300.23		6,873,300.23	6,841,162.28		6,841,162.28
	112,061,461.28		112,061,461.28	99,289,388.02		99,289,388.02
	40,819,254.20		40,819,254.20	8,276,151.41		8,276,151.41
	192,885,146.41		192,885,146.41	128,399,804.49		128,399,804.49

2

3

10

11

1

2

3

4

5

12

1

2

13

	2,098,437,720.35	986,127,487.91
	2,098,437,720.35	986,127,487.91

14

	(%)	(%)					
	50%	50%	40,070.55	22,251.05	17,819.50	8,358.68	1,809.04
	49%	49%	2,447.64	456.52	1,991.12	159.48	-185.83
	36.38%	36.38%	355,358.08	116,988.79	238,369.29	57,213.10	24,980.21
	49%	49%	11,044.01	7,563.16	3,480.85	2,880.23	-1,396.75
	49%	49%	29,671.15	15,322.37	14,348.78	13,410.39	2,077.97
	40%	40%	968.28	0.34	967.94	45.25	0.20
	29.8%	29.8%	11,513.27	6,077.02	5,436.25	1,203.14	360.98
	49%	49%	14,397.88	946.59	13,451.29	3,173.85	1,445.76
	45%	45%	572.35	68.04	504.31	242.86	4.31
	21%	21%	2,065.62	829.70	1,235.92	1,311.63	235.92
	40%	40%	6,748.40	1,194.94	5,553.46	1,594.69	553.46

	20.82%	20.82%	123,023.22	84,524.14	38,499.08	27,305.21	2,395.34
	45%	45%	5,370.08	363.50	5,006.58	530.67	31.52
	45%	45%	10,000.00		10,000.00		

15

1

						(%)	(%)				
	15,000,00 0.00	15,867,06 3.65	-910,580. 80	14,956,48 2.85		49%	49%				
	633,868,1 22.26	742,160,0 77.23	45,224,87 5.44	787,384,9 52.67		36.38%	36.38%				
	75,000,00 0.00	80,783,69 6.64	8,045,223 .43	88,828,92 0.07		50%	50%				
	27,832,00 0.00	23,900,24 8.34	-6,844,06 2.53	17,056,18 5.81		49%	49%				
	49,000,00 0.00	60,127,77 3.05	10,182,05 7.53	70,309,83 0.58		49%	49%				

		4,000,000.00	3,870,949.22	799.51	3,871,748.73	40%	40%				
		14,900,000.00	15,124,301.89	1,075,709.09	16,200,010.98	29.8%	29.8%				
		58,800,000.00	58,827,109.57	7,084,214.56	65,911,324.13	49%	49%				
		2,250,000.00		2,269,406.58	2,269,406.58	45%	45%				
		2,100,000.00		2,595,436.54	2,595,436.54	21%	21%				
		20,000,000.00		22,213,846.32	22,213,846.32	40%	40%				
		100,000,000.00		104,397,040.48	104,397,040.48	20.82%	20.82%				
		27,500,000.00		23,083,066.75	23,083,066.75	45%	45%				
		45,000,000.00		45,000,000.00	45,000,000.00	45%	45%				
		10,200,000.00	10,200,000.00	19,800,000.00	30,000,000.00	6%	6%				
		212,599,997.40		212,599,997.40	212,599,997.40	5.04%	5.04%				

	--	1,298,050	1,010,861	495,817,0	1,506,678	--	--	--			
		,119.66	,219.59	30.30	,249.89						

2

--	--	--	--	--	--

1 2013 11
10% 503.517 55% 45%

2 72,436,110.16
4.9% 29 49% 44.1%

3 2013 6

36.38% 17.5% 4 1.3788 44.1%

16

1

2

17

1

		272,325,842.46	89,469,414.49	1,187,482.96 360,607,773.99

	87,170,287.20		34,014,703.04	23,773.42	121,287,216.82
	21,316,502.86		4,987,409.47	974,530.46	25,329,381.87
	11,172,782.61		1,916,179.69	112,379.08	12,976,583.22
	23,452,322.46		3,441,312.86	76,800.00	26,816,835.32
--					
	57,065,386.49		57,065,386.49	860,348.20	81,891,611.40
	14,585,633.13		14,585,633.13		21,545,314.41
	20,575,523.29		20,575,523.29		29,092,358.16
	9,721,095.09		9,721,095.09	786,817.93	12,947,912.87
	6,809,561.03		6,809,561.03	41,595.77	8,153,044.74
	5,373,573.95		5,373,573.95	31,934.50	10,152,981.22
--			--		
	215,260,455.97		--		278,716,162.59
	114,628,314.20		--		152,652,442.35
	66,594,763.91		--		92,194,858.66
	11,595,407.77		--		12,381,469.00
	4,363,221.58		--		4,823,538.48
	18,078,748.51		--		16,663,854.10
	215,260,455.97		--		278,716,162.59
	114,628,314.20		--		152,652,442.35
	66,594,763.91		--		92,194,858.66
	11,595,407.77		--		12,381,469.00
	4,363,221.58		--		4,823,538.48
	18,078,748.51		--		16,663,854.10

25,686,849.29

73,701,766.54

2

3

4

5

6

18

1

				27,140,597.34		27,140,597.34
/				27,757,009.60		27,757,009.60
				411,032.97		411,032.97
	34,448,057.50		34,448,057.50			
	38,064,570.12		38,064,570.12	32,382,372.55		32,382,372.55
	2,012,902.62		2,012,902.62	1,307,105.28		1,307,105.28
	1,790,710.85		1,790,710.85	407,210.85		407,210.85
	76,316,241.09		76,316,241.09	89,405,328.59		89,405,328.59

2

						(%)				(%)		
	47,100,000.00	27,140,597.34	3,318,030.93	30,458,628.27		63.79%	63.79%					
/	204,823,800.00	27,757,009.60	549,914.54	28,306,924.14		52.06%	52.06%					
	67,000,000.00		34,448,057.50			51.42%	51.42%				34,448,057.50	
	185,000,000.00	32,382,372.55	5,682,197.57			20.58%	20.58%				38,064,570.12	
	503,923,800.00	87,279,979.49	43,998,200.54	58,765,552.41		--	--			--	--	72,512,627.62

3

4

5

19

20

21

1

2

22

23

1

	131,717,117.40	168,848,265.30	6,000.00	300,559,382.70
	63,412,640.49			63,412,640.49
	1,137,132.12	330,784.80	6,000.00	1,461,916.92

	11,167,344.79	11,408,480.50		22,575,825.29
BOT	56,000,000.00	157,109,000.00		213,109,000.00
	13,194,815.47	6,208,017.90	1,600.00	19,401,233.37
	4,585,699.58	1,273,638.86		5,859,338.44
	501,070.81	244,140.96	1,600.00	743,611.77
	2,134,711.75	2,450,238.08		4,584,949.83
BOT	5,973,333.33	2,240,000.00		8,213,333.33
	118,522,301.93			281,158,149.33
	58,826,940.91			57,553,302.05
	636,061.31			718,305.15
	9,032,633.04			17,990,875.46
BOT	50,026,666.67			204,895,666.67
BOT				
	118,522,301.93			281,158,149.33
	58,826,940.91			57,553,302.05
	636,061.31			718,305.15
	9,032,633.04			17,990,875.46
BOT	50,026,666.67			204,895,666.67

6,208,017.90

2

MBR	1,147,250.00	750,000.00		1,897,250.00
MBR	3,829,450.00	750,000.00		4,579,450.00
	1,076,448.11	467,537.89		1,543,986.00
MBR	390,888.00	750,000.00		1,140,888.00

	1,736,712.00	750,000.00			2,486,712.00
	500,000.00	230,000.00			730,000.00
	799,881.51	15,643.32			815,524.83
	539,218.39	34,231.15			573,449.54
PVDF	384,644.60	80,880.92			465,525.52
OWUF	3,148,031.04			3,148,031.04	0.00
	509,754.09				509,754.09
	1,190,109.36			1,190,109.36	0.00
	6,105,611.56			6,105,611.56	0.00
	97,764.50				97,764.50
	33,476.85			33,476.85	0.00
	1,297,828.60				1,297,828.60
	21,817.29				21,817.29
	116,306.39			116,306.39	0.00
	249,854.60			249,854.60	0.00
	769,029.62				769,029.62
	4,300.00			4,300.00	0.00
	4,300.00			4,300.00	0.00
C	4,300.00				4,300.00
	4,300.00				4,300.00
	200,814.21				200,814.21
	8,265.00				8,265.00
	29,961.80			29,961.80	0.00
	5,005.00				5,005.00
	1,000.00			1,000.00	0.00
	165,200.00				165,200.00
		4,696,351.23			4,696,351.23

		3,796,634.45			3,796,634.45
		5,391,235.85			5,391,235.85
		1,058,720.00			1,058,720.00
LED		1,876,414.27			1,876,414.27
LED		2,146,224.69			2,146,224.69
MBR		3,805.00		3,805.00	
		521,723.90		521,723.90	
		641,243.48	641,243.48		
		1,450,693.62	1,450,693.62		
		470,488.90	470,488.90		
		8,122.05	8,122.05		
		31,313.12	31,313.12		
		836,491.40	836,491.40		
RO		3,656,936.08	3,656,936.08		
PVC		1,934,671.95	1,934,671.95		
		2,005,895.18	2,005,895.18		
		1,821,944.14	1,821,944.14		
		1,095,797.62	1,095,797.62		
		461,059.50	461,059.50		

		1,017,552.99	1,017,552.99		
		884,277.05	884,277.05		
		1,409,919.00	1,409,919.00		
		59,107.37	59,107.37		
		1,007,688.87	1,007,688.87		
		139,354.65	139,354.65		
		70,464.16	70,464.16		
		47,008.60	47,008.60		
		42,950.59	42,950.59		
		178,767.46	178,767.46		
		69,471.60	69,471.60		
MBR		1,127,919.78	1,127,919.78		
		446.40	446.40		
MBR		10,228,354.55	10,228,354.55		
		14,148,451.04	14,148,451.04		
		970,992.55	970,992.55		
		3,344,547.56	3,344,547.56		
		1,983,774.30	1,983,774.30		
-		206,625.03	206,625.03		
863		30,906.00	30,906.00		
PVDF	-	211,274.65	211,274.65		

MBR		1,555,515.00	1,555,515.00		
MBR		6,320,381.32	6,320,381.32		
	24,371,522.52	82,789,810.23	59,470,407.56	11,408,480.50	36,282,444.69

43.82%

4.06%

1,332.079.5

100

24

7,906,579.17

7,906,579.17

	16,217,831.58	7,246,872.46
	16,217,831.58	7,246,872.46
	4,207,396.82	
	4,207,396.82	

2

	16,217,831.58		7,246,872.46	
	4,207,396.82			

27

	43,026,045.10	50,895,934.62	32,521.32		93,889,458.40
	43,026,045.10	50,895,934.62	32,521.32		93,889,458.40

28

29

1

	120,000,000.00	
	630,000,000.00	
	750,000,000.00	

2

30

31

	4,238,690.00	8,480,000.00
	4,238,690.00	8,480,000.00

32

1

1	813,550,772.60	334,521,586.71
1 2	113,800,154.91	41,964,975.13
2 3	16,428,347.69	7,544,056.76
3	4,069,071.27	4,753,970.13
	947,848,346.47	388,784,588.73

2**5 5****3****33****1**

1	67,656,383.30	27,859,974.50
1 2	563,200.00	623,400.00
2 3	306,950.00	250,660.00
3		41,500.00
	68,526,533.30	28,775,534.50

2**5 5****3****34**

	100,083.81	79,320,072.38	79,372,261.64	47,894.55
		5,427,584.60	5,427,584.60	
	334,390.64	16,748,199.49	16,606,527.08	476,063.05

	111,750.50	5,588,529.05	5,534,198.97	166,080.58
	194,977.60	9,858,092.34	9,782,937.54	270,132.40
	9,748.88	493,491.22	489,692.98	13,547.12
	8,907.20	364,726.86	360,358.90	13,275.16
	9,006.46	443,360.02	439,338.69	13,027.79
	23,873.00	3,668,437.85	3,677,951.85	14,359.00
	856,977.20	1,137,573.26	655,805.76	1,338,744.70
	840,898.71	867,583.16	369,737.17	1,338,744.70
	16,078.49	269,990.10	286,068.59	
	1,315,324.65	106,301,867.58	105,740,130.93	1,877,061.30

35

	83,115,591.64	70,868,373.46
	53,005,179.80	14,135,374.59
	116,932,945.48	73,904,021.33
	261,082.71	184,381.20
	4,906,585.21	1,630,019.34
	34,181.30	34,181.30
		10,260.00
	2,333,335.59	792,411.54
	18,412.30	22,565.20
	1,382,026.29	344,653.06
	407,043.98	106,070.97
	262,396,384.30	162,032,311.99

36

	1,654,693.14	
	1,654,693.14	

37

38

1

1	11,520,813.40	15,364,425.28
1 2	2,925,572.59	810,970.66
2 3	279,924.89	46,129.00
3	46,129.00	
	14,772,439.88	16,221,524.94

2

5 5

3

4

	1,723,240.98	
	1,200,000.00	
	2,923,240.98	—

39

40

1

2

3

4

41

863	"	
	"	
	50,000.00	3,062,800.00
	557,290,136.99	554,105,863.01
	800,000.00	
	558,140,136.99	557,168,663.01

1		2009 3	863	"
		" 4		
			"	
"		800	2013 12 31	
	764		457.72	
301.28	5			
2		2013 10		

43

44

1

2

45

46

	43,619,315.89	49,930,884.96
	43,619,315.89	49,930,884.96

						/
	11,591,666.67		650,000.00		10,941,666.67	
	7,524,185.00		940,524.00		6,583,661.00	
	270,000.00		270,000.00			
	3,000,000.00		3,000,000.00			
	2,163,333.29		590,000.04		1,573,333.25	

	800,000.00		800,000.00	
	5,690,100.00	759,200.00	4,050,000.00	2,399,300.00
	1,100,000.00		1,100,000.00	
MBRU-FP	9,000,000.00	540,000.00		9,540,000.00
-	1,000,000.00		1,000,000.00	
	2,801,600.00			2,801,600.00
	170,000.00	117,900.00	287,900.00	

					2,058,333.33		10,941,666.67
2	2010 9 19						
			700	2010			2011 12
							100 2012 6
			110				
2,516,339		6,583,661.00					
3	2010 2 5						
					1,005		
		1,005		978			270,000.00
4	2010 12		2010			300	,
5	2010						295
					2011		
		1,376,666.75		1,573,333.25			
6							
”		2011	40	2012 11		40	,
7			—				2011 12
	317.18	2012 12		251.83	2013 10		75.92 ,
		4,050,000			2,399,300		
8:2011 12							
150						40	
9	2011 8 5			“	2011		

20 2013 12 “ ” 200
 21 2013 8 “ ” 46.638
 22 2013 3 “ ” 70
 23

47

	552,859,034.00	6,873,911.00		331,715,372.00		338,589,283.00	891,448,317.00

3

2012

96

384.5094

24.45

3,845,094.00

2013

7

42.84

22.26

428,400

2012

10 5.987064

331,715,372.00

1

331,715,372.00

335,988,866.00

2013 10 16

2013 1-00071

2013 8 15

2013 8 29 2013 4

24

2013 12 31

5,679,451.00

891,448,317.00

48

49

50

	2,086,209,727.45	149,268,392.78	331,715,372.00	1,903,762,748.23

	34,860,021.55	30,476,757.58	33,365,505.32	31,971,273.81
	2,121,069,749.00	179,745,150.36	365,080,877.32	1,935,734,022.04

1 2013 04 17 2012 10
0.598706 10 5.987064 331,715,372.00

2 149,268,392.78 13,185,600.00
33,365,505.32

3 17,291,157.58

51

	92,080,859.32	69,566,297.92		161,647,157.24
	92,080,859.32	69,566,297.92		161,647,157.24

52**53**

	1,115,442,229.37	--
	1,115,442,229.37	--
	839,910,205.39	--
	69,566,297.92	10%
	33,171,515.08	
	1,852,614,621.76	--

- 1)
- 2)
- 3)
- 4)
- 5)

54

1

	3,130,572,799.66	1,768,784,543.75
	2,700,000.00	2,761,236.00
	1,967,711,094.79	1,012,610,650.81

2

	3,130,572,799.66	1,967,711,094.79	1,768,784,543.75	1,012,610,650.81
	3,130,572,799.66	1,967,711,094.79	1,768,784,543.75	1,012,610,650.81

3

	1,956,968,232.89	1,071,188,684.09	1,396,383,309.57	715,382,490.97
	81,559,570.64	33,547,410.53	31,311,464.64	9,071,852.05
	1,092,044,996.13	862,975,000.17	341,089,769.54	288,156,307.79
	3,130,572,799.66	1,967,711,094.79	1,768,784,543.75	1,012,610,650.81

4

	1,745,793,630.06	1,188,466,010.55	954,277,533.70	526,465,581.53
	1,384,779,169.60	779,245,084.24	814,507,010.05	486,145,069.28

	3,130,572,799.66	1,967,711,094.79	1,768,784,543.75	1,012,610,650.81
--	------------------	------------------	------------------	------------------

5

		(%)
1	381,648,418.21	12.18%
2	301,207,669.11	9.61%
3	292,961,335.02	9.35%

	267,960.66	287,236.49
	3,882,673.30	777,805.55
	1,802,829.89	316,587.22
	6,172,669.97	10,023,824.50
	6,730,179.07	6,416,229.36
	36,506,335.54	27,119,863.83

58

	24,448,851.35	16,482,592.22
	59,470,407.56	51,498,602.72
	14,872,929.27	13,856,644.99
	3,464,916.58	1,919,215.35
	3,605,384.84	3,021,602.82
	109,324.81	96,649.41
	799,171.37	407,033.00
	5,315,099.71	3,358,756.40
	8,093,882.68	4,263,960.94
	13,185,600.00	25,908,100.00
	18,736,745.81	15,096,893.23
	152,102,313.98	135,910,051.08

59

	66,266,247.23	2,729,064.84
	-21,431,766.71	-44,835,432.40
		184,420.27
	1,364,448.13	330,207.05
	4,984,321.80	2,243,524.13
	51,183,250.45	-39,348,216.11

60

61

1

	118,638,188.28	88,050,976.68
	26,329,672.50	13,006.65
	110,130,543.41	21,873,608.57
	255,098,404.19	109,937,591.90

2

3

	91,454,295.82	75,760,587.74	
	9,045,223.43	5,462,319.42	
	10,182,057.53	10,086,923.54	
	7,084,214.56	27,109.57	
		224,301.89	
	4,397,040.48		
	122,162,831.82	91,561,242.16	--

1

2 2013 6

4

1.3788

17.5%

44.1%

36.38%

28,049,312.14

62



	5,000.00			
	10,000.00			
	80,000.00			
	640,000.00			
	20,000.00			
	400,000.00			
	20,731,578.07	6,028,580.04	--	--

1
 2 2010 4,166,679.00 295
 2011
 590,000.04
 3 2009 5 31 1300
 2009 2010
 2010 65
 4 2010 9 19 “ ”
 700 2010 2011 12
 “ ” 100 2012
 6 110 . 940,524.00
 5 855,900.00
 6 2009 3 863 “
 ” 4 “
 ” 800
 764 457.72 301.28
 7 2010 12 2010 300 ,
 8 2011 12 “ ”
 100
 9 2011 12 “ ”
 150 40
 10 2012 12 “2012 ” 90
 11 “
 ” 2011 40 2012 11 40 ,

12	2012	12	“	”	
70					
13	2012	11	“	”	22
	206,625.03				
14	2010	2 5	“	”	
		”			1,005
	1,005				978
					270,000.00
15					1,000,000.00
16	2012	3	“	”	
17	2013				11.79
17			2012		6,000.00
18					60,000.00
19					20,000.00
20			“	”	10,000.00
21:					150
22					5,000.00
23					10,000.00
24					80,000.00
25					640,000.00
26					20,000.00
27	2012				40
28					

64

	1,330.76		1,330.76
	750,000.00	8,000.00	750,000.00
	65,414.00		65,414.00
	68,900.00		68,900.00
	885,644.76	8,000.00	885,644.76

65

	132,804,486.77	106,148,366.14
	-4,763,562.30	-3,739,523.18
	128,040,924.47	102,408,842.96

66

	()	P0	839,910,205.39	562,462,757.32
		P0	799,205,462.88	557,525,507.29
()				
		S0	552,859,034.00	517,021,649.76
		S1	331,715,372.00	361,915,154.83
		Si	6,873,911.00	4,922,471.36
		Sj		
		Sk		
		M0	12	12
		Mi	3.51	0
		Mj		
		S	886,586,453.92	878,936,804.59
	()		0.95	0.64
	()		0.90	0.63
		P1	839,910,205.39	562,462,757.32
()				
		P1	799,205,462.88	557,525,507.29
	()			
			9,090,707.97	4,201,143.43
			895,677,161.89	

$$S = S_0 \quad S_1 \quad S_i \times M_i \div M_0 - S_j \times M_j \div M_0 - S_k$$

P0

S

S0

S1

S_i

S_j

S_k

M0

M_i

M_j

2.

$$= P_1 / (S_0 \quad S_1 \quad S_i \times M_i \div M_0 - S_j \times M_j \div M_0 - S_k + P_1)$$

-	2,981,973.76
-	7,117,929.60
-	3,064,711.53
-	6,591,983.78
-	799,171.37
-	6,172,669.97
-	49,893,223.41
	140,179,257.35

3

BT	669,037,713.70
	669,037,713.70

4

BT	1,775,697,910.67
	1,775,697,910.67

5**6**

	4,984,610.80
	4,984,610.80

69

1

1	--	--
	939,880,003.74	595,765,610.62
	50,895,934.62	21,845,360.37
	25,686,849.29	22,036,710.29
	6,208,017.90	4,692,395.30
	386,319.92	1,203,417.24
“ ”	-82,147.72	
“ ”	71,250,569.03	4,972,588.97
“ ”	-255,098,404.19	-109,937,591.90
“ ”	-8,970,959.12	-3,739,523.18
“ ”	4,207,396.82	
“ ”	-64,485,341.92	-22,094,037.65
“ ”	-803,037,235.63	-480,669,020.00
“ ”	694,050,170.44	288,959,119.23
	13,185,600.00	25,908,100.00
	674,076,773.18	348,943,129.29
2	--	--
3	--	--
	2,167,832,670.09	1,897,643,171.40
	1,897,643,171.40	2,322,992,924.77
	270,189,498.69	-425,349,753.37

2

	--	--
	--	--
1	5,035,170.00	

2	5,035,170.00	
	-47,759,422.32	
3	-42,724,252.32	
4	49,121,872.79	
	48,310,019.06	
	828,225.58	
	16,371.85	

3

	2,167,832,670.09	1,897,643,171.40
	838,291.77	404,905.64
	2,166,586,813.64	1,897,238,265.76
	407,564.68	
	2,167,832,670.09	1,897,643,171.40

3,972,500.00

70

“ ”

1

2

1

25.09%

2

							(%)	(%)	
						5000	70%	70%	67984480-7
						2000	100%	100%	79512434-8
						500	37.8%	58.89%	69084855-0
						6000	100%	100%	56579036-1
						1020.4082	51%	51%	69766974-X
						15,050	50.15%	50.15%	77158723-3
						3000	50.15%	50.15%	59383130-0
						500	96%	96%	58083617-X
						1600	72%	72%	58275713-3
						2000	60%	60%	05496778-6

						2000	100%	100%	05975248-5
						8000	80.06%	80.06%	05925700-3
						2500	100%	100%	05925341-6
						910	100%	100%	05926142-4
						1	99%	99%	06435384-1

						300	60%	60%	08397246-1
						210	55.71%	55.71%	08355673-2
						650	50.15%	50.15%	05978786-4
						6500	50.15%	50.15%	08281914- X

						1	50.15%	50.15%	07238110-5

3

						(%)	(%)		
					15,000.00	50%	50%		57594497-7
					6,000.00	49%	49%		57189687-5
					78,788.00	36.38%	36.38%		57726058-7
					5,680.00	49%	49%		58372434-1

					20,000.00	45%	45%		09100450-8
				"					
					6,000.00	36.38%	36.38%		55012080-8
				"					
					9,500.00	36.38%	36.38%		08635582-1

4

		57594497-7
		57189687-5
		57726058-7
		58372434-1
		58519425-X
		58700454-4
		58797494-6
		57253946-6

		05961874-5
		06275755-1
		07023298-2
		75525058-5
		57319333-X
		09100450-8
		55012080-8
		08635582-1

10

5

1

				%		%
			72,338,375.93	3.66%		
			1,978,640.77	0.1%		
			15,711,880.34	0.8%		
			3,892,307.69	0.2%		

				%		%
			2,502,179.29	0.13%		
			4,410.26	0.01%		

			588,073.96	0.03%		
			10,885,077.77	0.55%		
			65,250.09	0.08%		
			31,001,119.66	1.58%		
			13,935,897.42	0.71%		
			18,108,398.98	0.92%		
			9,025.64	0.01%		

2 /

3

4

		106,500,000.00	2012.7	2022.7	
		33,360,000.00	2013.11	2018.11	
		24,850,000.00	2013.9	2018.9	
		110,000,000.00	2013.11	2025.11	
		150,000,000.00	2013.4	2015.4	

		60,000,000.00	2012.11	2016.11	
		290,000,000.00	2013.5	2016.5	
		7,700,000.00	2012.8	2014.8	

5

6

7

2,700,000.00

6

		806,428.00		806,428.00	
		7,565,200.00			
		24,014,935.00			
		6,522,000.00			
		4,000,000.00		4,000,000.00	
		1,350,000.00			

		10,718.00		76,342.60	
		140,940.00			
		12,000,000.00			

		4,127,044.19	19,127,044.19
		14,000.00	
		6,333,715.00	
		400,000.00	
			1,125,338.90
		51,828,000.00	200,100.00
		999,000.00	
		1,200,000.00	

1

				17,834,093.20
				7,572,047.60
				188,343.60
		15.26	1	13.89
		2		
		15.26	1	13.89
		2		

2

	Black-Scholes

	11,943,474.10
	68,818,200.00

3

4

	72,012,900.00
--	---------------

5

2013 7 29

< >
2012

94 14,155.068 15.26 1,598,067
13.89

1

2

		24,850,000.00	2013.9	2018.9		3201102013M100003600
		33,360,000.00	2013.11	2018.11		

						3201102013M100004600
		53,900,000.00 1	2013.11	2025.11		1510201301100000210
		150,000,000.00	2013.4	2015.4		0155097
		60,000,000.00 2	2012.11	2016.11		
		290,000,000.00	2013.5	2016.5		BC2013051600001600
		7,700,000.00 3	2012.8	2014.8		
		106,500,000.00	2012.7	2022.7		10,650

1: 5390

2: 2012 11 28 2014 11 27

3: 7,700,000
2012 8 7 FA757021120807
7,700,000

2013 12 31 262,898,109.90

1

2

1

2

8

9

1

1

		(%)		(%)		(%)		(%)
	784,703,632.68	100%	58,081,318.53	7.4%	494,563,366.07	100%	31,667,114.30	6.4%
	784,703,632.68	100%	58,081,318.53	7.4%	494,563,366.07	100%	31,667,114.30	6.4%
	784,703,632.68	--	58,081,318.53	--	494,563,366.07	--	31,667,114.30	--

		(%)		(%)		(%)		(%)
1	--	--	--	--	--	--	--	--
1	579,840,840.44	73.89%	28,992,042.03		437,610,832.70	88.49%	21,880,541.64	
1 2	171,880,159.99	21.9%	17,188,016.00		46,361,120.35	9.37%	4,636,112.04	
2 3	28,114,329.73	3.58%	8,434,298.92		1,860,351.67	0.38%	558,105.50	
3 4	1,428,623.64	0.18%	714,311.82		7,974,979.86	1.61%	3,987,489.93	
4 5	3,435,145.58	0.44%	2,748,116.46		756,081.49	0.15%	604,865.19	

5	4,533.30		4,533.30			
	784,703,632.68	--	58,081,318.53	494,563,366.07	--	31,667,114.30

2

3

4

5

5

5

6

				(%)
1.		341,997,621.14	137,997,121.14 1-2 1	43.58%
2.		71,500,574.58	1	9.11%
3.		48,340,000.00	1	6.16%
4.		40,044,500.00	1	5.1%
5.		28,965,000.00	1	3.69%
	--	530,847,695.72	--	67.64%

7

			(%)
		24,014,935.00	3.06%
		7,560,000.00	0.96%
		6,522,000.00	0.83%
		4,000,000.00	0.51%
	--	42,096,935.00	5.36%

8

9

2

1

		(%)		(%)		(%)		(%)
	67,100,000.00	52.87%						
39,883,426.07	31.42%	2,149,942.39	5.39%	12,946,443.48	57.41%	713,419.00	5.51%	
39,883,426.07		2,149,942.39	5.39%	12,946,443.48	57.41%	713,419.00	5.51%	
19,943,980.00	15.71%			9,604,400.00	42.59%			
126,927,406.07	--	2,149,942.39	--	22,550,843.48	--	713,419.00	--	

			%	
	67,100,000.00			
	67,100,000.00		--	--

		(%)			(%)	
1	--	--	--	--	--	--
1	38,947,928.43	97.65%	1,947,396.42	12,367,849.55	95.53%	618,392.48
1 2	532,702.55	1.34%	53,270.26	403,576.48	3.12%	40,357.65
2 3	274,455.68	0.69%	82,336.70	164,199.28	1.27%	49,259.78
3 4	119,108.41	0.3%	59,554.21	10,818.17	0.08%	5,409.09
4 5	9,231.00	0.02%	7,384.80			
	39,883,426.07	--	2,149,942.39	12,946,443.48	--	713,419.00

			%	
	19,500,000.00			
	443,980.00			
	19,943,980.00		--	--

2

3

4**5****5****5**

	38,600,000.00	
	28,500,000.00	
	12,000,000.00	
	12,000,000.00	
	91,100,000.00	—

6

				(%)
1.		38,600,000.00	1	30.41%
2.		28,500,000.00	1	22.45%
3.		12,000,000.00	1	9.45%
4.		12,000,000.00	1	9.45%
5.		6,000,000.00	1	4.73%
	--	97,100,000.00	--	76.49%

7

			(%)
		38,600,000.00	30.41%
		28,500,000.00	22.45%
		12,000,000.00	9.45%
		12,000,000.00	9.45%
		5,000,000.00	3.94%
		2,500,000.00	1.97%
	--	98,600,000.00	77.67%

8

9

3

						(%)	(%)				
		20,000,00 0.00	20,000,00 0.00		20,000,00 0.00	100%	100%				
		35,000,00 0.00	35,000,00 0.00		35,000,00 0.00	70%	70%				
		3,000,000 .00	3,000,000 .00		3,000,000 .00	37.8%	58.59%	1			
		60,000,00 0.00	60,000,00 0.00		60,000,00 0.00	100%	100%				
		20,000,00 0.00	20,000,00 0.00		20,000,00 0.00	51%	51%				
		51,000,00 0.00	56,015,00 0.00		56,015,00 0.00	50.15%	50.15%				
		4,800,000 .00	4,800,000 .00		4,800,000 .00	96%	96%				

		11,520,00 0.00	11,520,00 0.00		11,520,00 0.00	72%	72%				
		3,600,000 .00	3,600,000 .00		3,600,000 .00	60%	60%				
		20,000,00 0.00	20,000,00 0.00		20,000,00 0.00	100%	100%				
		9,100,000 .00	9,100,000 .00		9,100,000 .00	100%	100%				
		24,000,00 0.00	24,000,00 0.00		24,000,00 0.00	60%	60%				
		25,000,00 0.00	25,000,00 0.00		25,000,00 0.00	100%	100%				
		14,700,00 0.00		29,634,71 8.21	29,634,71 8.21	99%	99%				
		10,200,00 0.00	10,200,00 0.00	19,800,00 0.00	30,000,00 0.00	6%	6%				
		212,599,9 97.40		212,599,9 97.40	212,599,9 97.40	5.04%	5.04%				
		15,000,00 0.00	15,867,06 3.65	-910,580. 80	14,956,48 2.85	49%	49%				
		633,868,1 22.26	742,160,0 77.23	45,224,87 5.44	787,384,9 52.67	36.38%	36.38%				

		75,000,00 0.00	80,783,69 6.64	8,045,223 .43	88,828,92 0.07	50%	50%				
		27,832,00 0.00	23,900,24 8.34	-6,844,06 2.53	17,056,18 5.81	49%	49%				
		49,000,00 0.00	60,127,77 3.05	10,182,05 7.53	70,309,83 0.58	49%	49%				
		14,900,00 0.00	15,124,30 1.89	1,075,709 .09	16,200,01 0.98	29.8%	29.8%				
		58,800,00 0.00	58,827,10 9.57	7,084,214 .56	65,911,32 4.13	49%	49%				
		2,250,000 .00		2,269,406 .58	2,269,406 .58	45%	45%				
		2,100,000 .00		2,595,436 .54	2,595,436 .54	21%	21%				
		20,000,00 0.00		22,213,84 6.32	22,213,84 6.32	40%	40%				
		100,000,0 00.00		104,397,0 40.48	104,397,0 40.48	20.82%	20.82%				
		27,500,00 0.00	27,500,00 0.00	-4,970,35 5.50	22,529,64 4.50	45%	45%				

		45,000,00 0.00		45,000,00 0.00	45,000,00 0.00	45%	45%			
	--	1,595,770 ,119.66	1,326,525 ,270.37	497,397,5 26.75	1,823,922 ,797.12	--	--	--		

1

20.79%

58.59%

4

1

		1,327,117,629.00	803,314,661.99
		1,327,117,629.00	803,314,661.99
		622,632,901.52	457,505,416.83

2

		1,327,117,629.00	622,632,901.52	803,314,661.99 457,505,416.83
		1,327,117,629.00	622,632,901.52	803,314,661.99 457,505,416.83

3

		1,327,117,629.00	622,632,901.52	803,314,661.99 457,505,416.83
		1,327,117,629.00	622,632,901.52	803,314,661.99 457,505,416.83

4

	465,660,866.01	232,636,028.26	357,776,028.27	207,601,649.04
	861,456,762.99	389,996,873.26	445,538,633.72	249,903,767.79
	1,327,117,629.00	622,632,901.52	803,314,661.99	457,505,416.83

5

		(%)
1	364,544,169.02	27.47%
2	174,367,094.03	13.14%
3	120,000,000.00	9.04%
4	100,100,430.98	7.54%
5	72,000,000.00	5.43%
	831,011,694.03	62.62%

5

1

	2,800,000.00	
	117,839,154.63	88,121,328.61
	26,241,859.78	13,006.65
	99,545,375.63	21,873,608.57
	246,426,390.04	110,007,943.83

2

	2,800,000.00		
	2,800,000.00		--

3

	91,454,295.82	75,760,587.74	
	9,045,223.43	5,462,319.42	
	10,182,057.53	10,086,923.54	
	7,084,214.56	27,109.57	
	4,397,040.48		
	122,162,831.82	91,336,940.27	--

6

1	--	--	
	695,662,979.23	316,096,011.79	
	27,850,727.62	16,301,433.29	
	12,426,266.12	12,150,624.38	
	1,444,669.75	1,434,911.08	
	“ ”	-4,281.05	
	“ ”	59,491,561.34	2,729,064.84
	“ ”	-246,426,390.04	-110,007,943.83
	“ ”	-4,177,609.14	-2,445,215.01
	“ ”	4,207,396.82	
	“ ”	-28,453,892.08	-31,464,505.96
	“ ”	-425,290,546.06	-309,650,016.60
	“ ”	451,110,608.64	351,976,761.37
		13,185,600.00	25,908,100.00
		561,027,091.15	273,029,225.35
2	--	--	
3	--	--	
		1,767,969,020.87	1,512,588,568.83
		1,512,588,568.83	2,077,385,105.55

	255,380,452.04	-564,796,536.72
--	----------------	-----------------

7

1

	82,147.72	
	20,731,578.07	
	28,049,312.14	
	-848,932.66	
	7,201,841.37	
	107,521.39	
	40,704,742.51	--

2

3

	%		
	19.35%	0.95	0.94
	18.41%	0.9	0.89

4

1.

				%	
	1,277,282,224.38	650,646,106.86	626,636,117.52	96.31	1
	2,098,437,720.35	986,127,487.91	1,112,310,232.44	112.80	2
	1,506,678,249.89	1,010,861,219.59	495,817,030.30	49.05	3
	750,000,000.00		750,000,000.00		4
	947,848,346.47	388,784,588.73	559,063,757.74	143.80	5
	891,448,317.00	552,859,034.00	338,589,283.00	61.24	6
	1,852,614,621.76	1,115,442,229.37	737,172,392.39	66.09	7

1 6.26 96.31%

2

